



The Greens | European Free Alliance
in the European Parliament

Michael Cramer MEP

Closing Plenary Velo-City Global

Cycling in Europe

Presentation by Michael Cramer
Taipei, March 1st 2016





The fundamental problem in Europe...

**...without a change of mobility we will
not stop climate change!**

Where we want to go: the EU targets for 2020

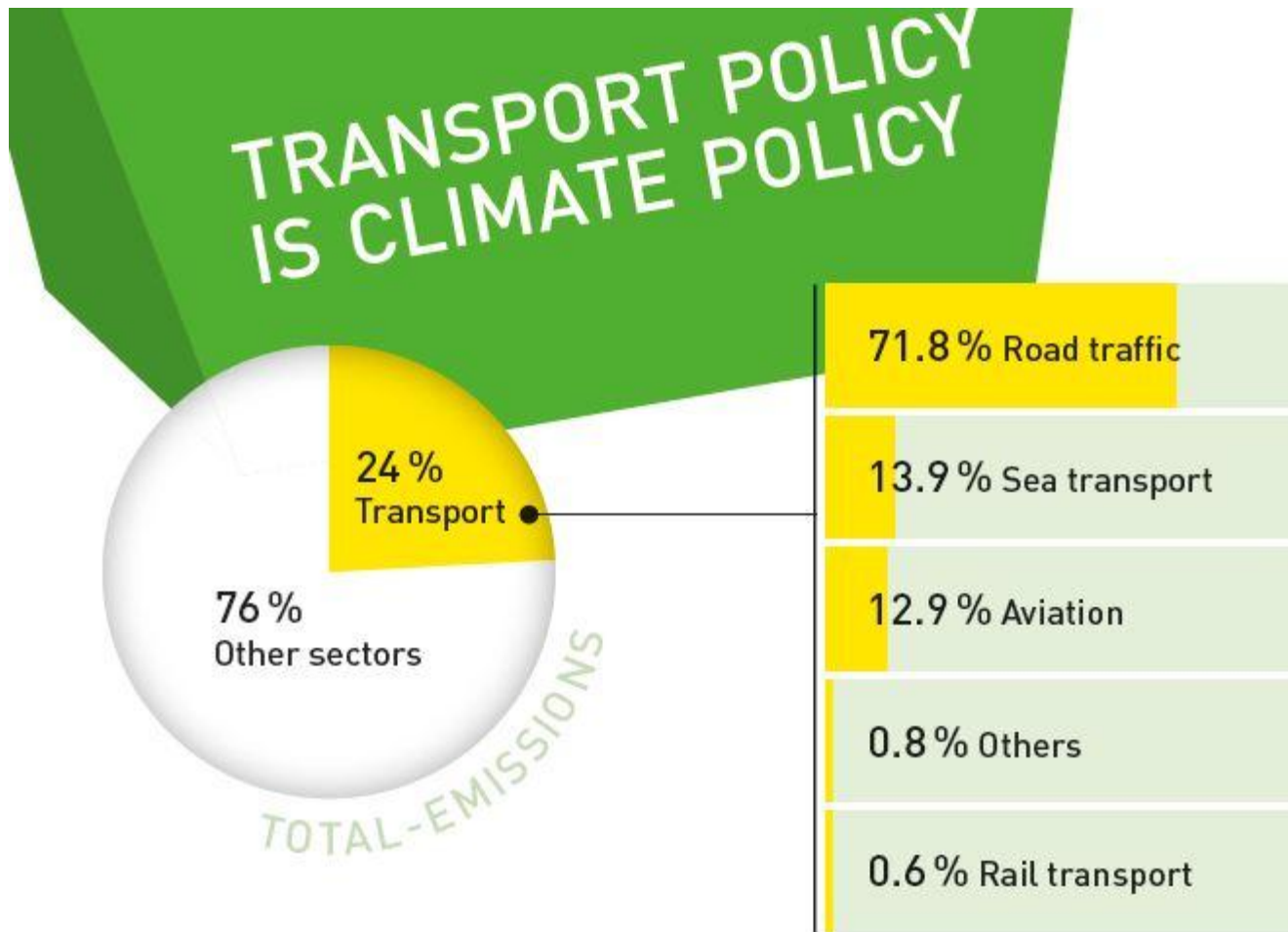
20% reduction of **greenhouse gas emissions**

20% of EU's energy from **renewable resources**

20% improvement of **energy efficiency**

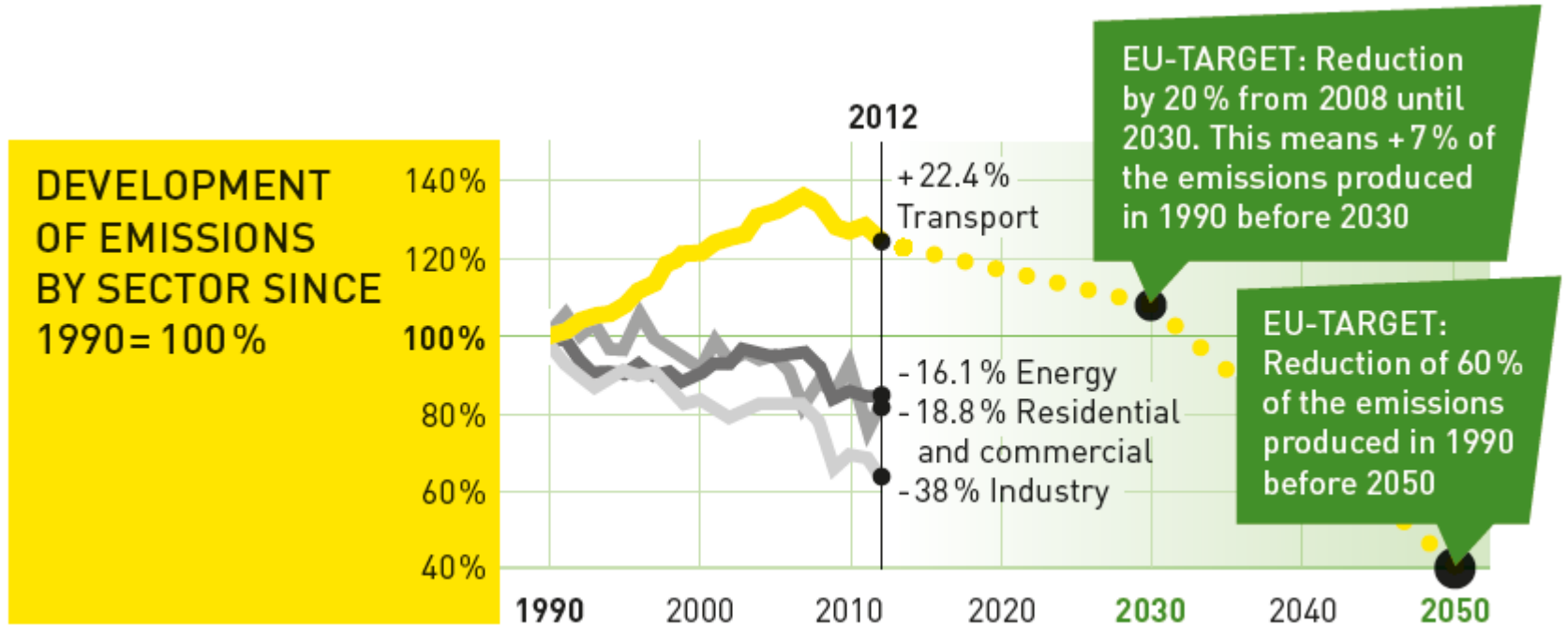


CO₂ emissions by sector (2012)



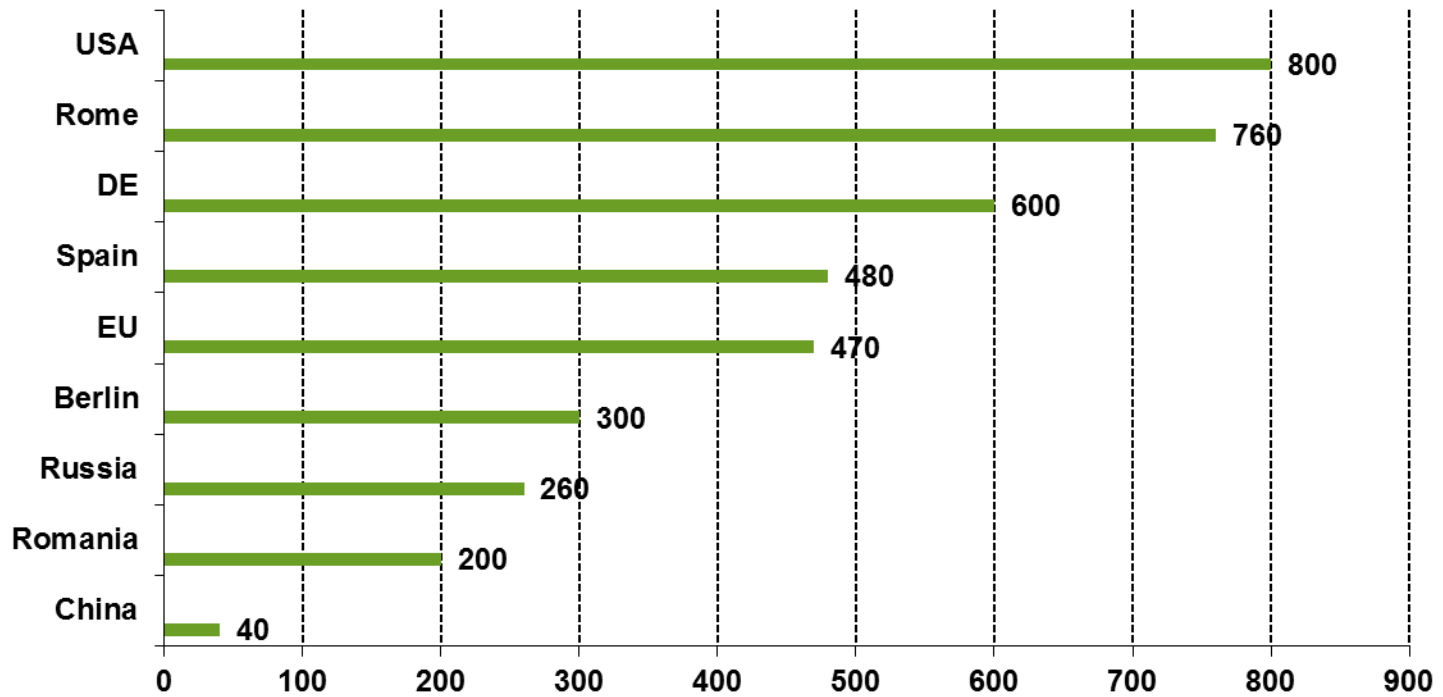


Evolution of EU GHG emissions and EU targets





Cars per 1000 inhabitants



Both - problems and solutions - are concentrated in urban areas



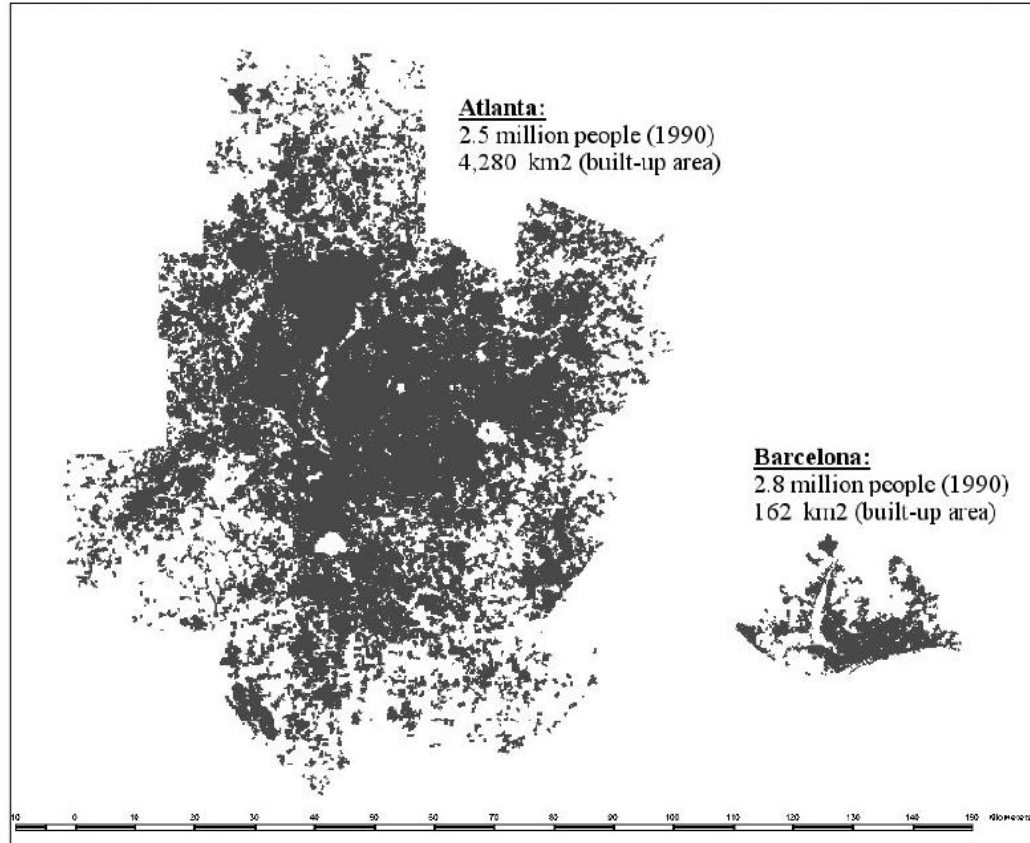
in **2050** 84% of the EU population will live in cities

in cities, transport is responsible for:

- **40% of all CO2 emissions**
- **70% of all emissions** which are harmful to the climate

by 2060, 30% of alle EU citizens will be older than 60 years (today: 17%)

Atlanta – Barcelona

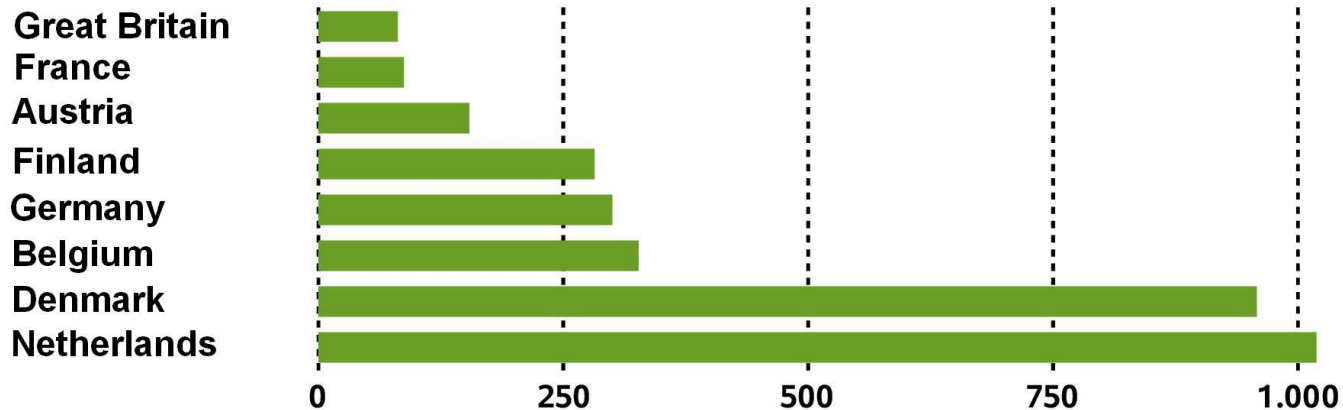


- almost the same size of population
- the area covered by Atlanta is 26 times larger



The use of bicycles in Europe

km per inhabitant and year

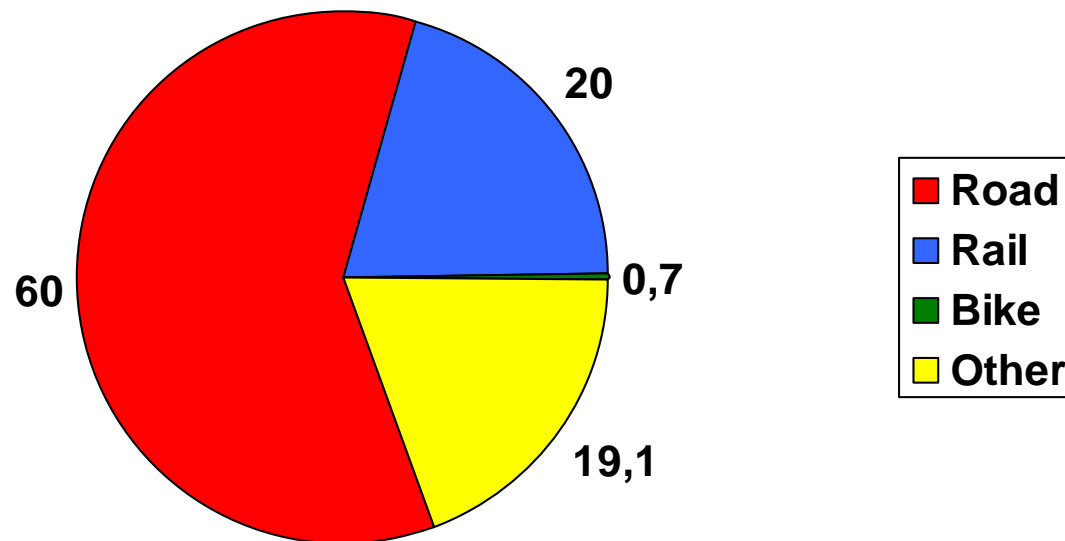


90 percent of car journeys in German cities are shorter than 6 kilometres.

Good distance for a change to rail, bus, bike and walking

EU-funding

Allocation of EU co-funding by mode of transport



Hungary leads the way: It uses 2% of EU funding for cycling

EU transport ministers on cycling:

- Bicycle innovation boosts jobs and growth
- Cycling is an essential tool against traffic jams
- More than 1/2 of motorized cargo trips in EU cities could be shifted to (e-)cargo bikes (which can load up to 200kg)

Cycling is very healthy

- health benefits the switch from car → bicycle outweigh risks & even those who don't practice, profit!
- Non-cyclists are three times more ill than cyclists
- Cyclists live five years longer than non-cyclists

EU transport ministers on cycling:

Action plan:

- Integrate cycling into multimodal transport
- Develop an EU level strategic document
- Coordinate on EU-level and between member states

New EU competence

Article § 195 of the Lisbon Treaty

TOURISM

(1) The Union shall complement the action of the Member States in the tourism sector [...]

To that end, Union action shall be aimed at:

a) encouraging the creation of a favourable environment for the development of undertakings in this sector;

b) promoting cooperation between the Member States, particularly by the exchange of good practice.

Facts & figures

A cross-cutting sector, the 3rd largest economic activity in the EU (after Distribution and Construction)

Involves a big diversity of services and professions

Mainly dominated by SMEs

Socio-economic importance of tourism:

- 5% of the EU GDP
- 5.2% of the total labour force
- 9.7 million jobs

But with the related sectors:

- 10% of the EU GDP
- 12% of the total labour force
- 24 million jobs

Economic Facts about Bicycle Tourism

- Since some decades an increase of 20% per year
- The amount per year is 44 Billion Euros – like cruise ships
- More jobs than in the steel and coal production
- Bicycle tourists spend more money a day (35 €) than car tourists (10 €)
- therefore it is a support for the local economy

Bicycle Tourism

- Investment costs for bicycle infrastructure are low while benefits are high
- Finnish study (Helsinki): For one invested Euro, the return is eight (!)
- „Home Stay“ for less populated regions
- Combining ski trails in winter with bike trails in summer
- Example of the Danube cycle route after signposting: increase from 500 cycle tourists in 2006 to 13 000 in 2012

The EuroVelo Network



1. Atlantic Coast Route
2. Capitals Route
3. Pilgrims Route
4. Central Europe Route
5. Via Romea Francigena Route
6. Rivers Route
7. Sun Route
8. Mediterranean Route
9. Amber Route
10. Hansa Circuit
11. East Europe Route
12. North Sea Cycle Route
- 13. Iron Curtain Trail**
15. Rhine Route

A ride through European History



- from the Barents Sea to the Black Sea
- along the Western border of the former *Warsaw Pact* states
- 10,000 kilometers
- through 20 countries, with Croatia
- 15 are now EU Member States

A European project

“The Iron Curtain Trail should be supported as an example of Soft Mobility and as a symbol of the reunification of Europe.”

European Parliament resolution from 8th of September 2005 on new prospects and new challenges for sustainable European tourism

The route

- as close as possible to the former border
- as comfortable as possible
- avoiding highly frequented roads
- frequently crossing the former border
- integrating numerous historic monuments



The route is still a “work in progress” on the basis of the above mentioned principles!

The model: the „Berlin Wall Trail“



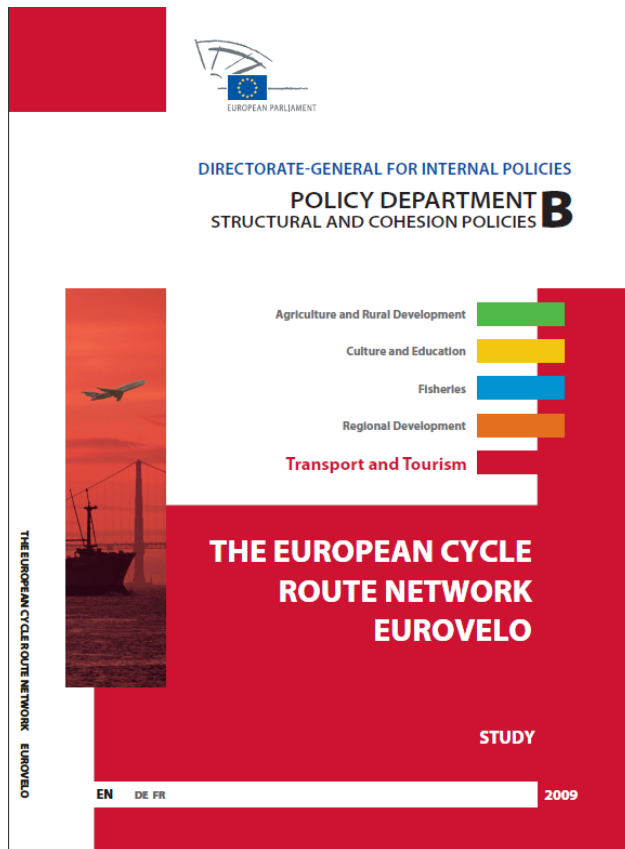
160 km around former West-Berlin



The Brandenburg Gate 1961 / 1989



The European Cycle Route Network EuroVelo (2012/ Update)



- Study evaluates the challenges and opportunities for cycle tourism in Europe
- “Iron Curtain Trail” is expressly mentioned
- history as the only potential for tourism in remote regions
- Available on the European Parliament website at:

<http://gruenlink.de/dqf>

Thank you for your attention!



Find out more on

www.ironcurtaintrail.eu

www.michael-cramer.eu